

# LED DOWNLIGHT

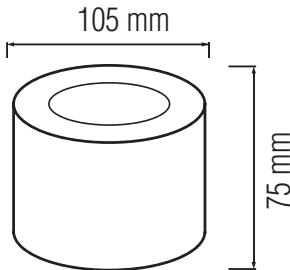
Product&amp;Family Code: 016 043 0005

**SANDRA-5**


WHITE

BLACK

## Technical Drawing




## Technical Data

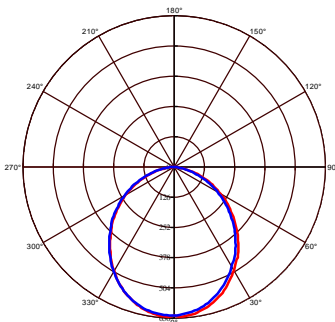
|   |                    |
|---|--------------------|
| Voltage (V)                                     | 220-240V           |
| Product Wattage (W)                             | 5                  |
| Equivalence with incandescent lamp              | 40                 |
| Colour Render Index (Ra)                        | >Ra70              |
| Colour Temperature (K)                          | 4200K              |
| Material  | Aluminium          |
| Protection Class                                | II                 |
| Dimmable  | No                 |
| EEI   | A to A++           |
| Warm-up time up to 60 %of the full light output | Instant Full Light |
| Luminous Flux (lm)                              | 350                |
| Luminous Efficacy (lm/W)                        | 70                 |
| Rated Life (hrs) ⌚                              | 30.000             |
| IP Rating                                       | 20                 |
| Power Factor                                    | >0.5               |
| Beam Angle                                      | 100°               |
| Starting Time                                   | <0.2s              |
| Number of ON-OFF cycling                        | x20.000            |

## Applications

- Airport, Bathroom, Bedroom, Cinema, Gallery, Hospital, Hotel, Kitchen etc.



## Photometric Diagram



C0 Plane beam angle(50°) C90 Plane beam angle(90°)  
 C0 Plane beam angle(50°):101.4(DEG) C90 Plane beam angle(50°):100.9(DEG)

## Features

- High Lumen and CRI, Good quality & Constant Current driver.
- High heat dissipation, low carbon and environmental protection.
- SMD LED Lamp Base.

